

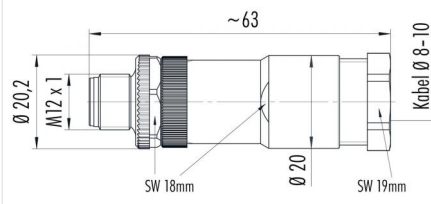
Product description **M12-A cable connector, Contacts: 4, 8.0 - 10.0 mm, shielding is not possible, screw clamp, IP67, UL, VDE, PG9, PG9, for the power supply**

Area **M12-A series 713**
Order number **99 0429 19 04**

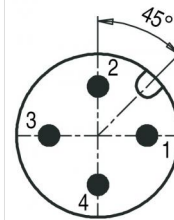
Illustration



Scale drawing

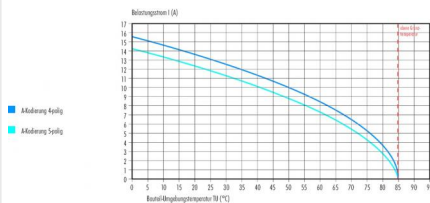


Contact arrangement (Plug-in side)



	X	Y
1	2,50	0,00
2	0,00	2,50
3	-2,50	0,00
4	0,00	-2,50

Derating curve



You can find the assembly instructions on the next page.

Technical data

General values

Connector design	cable connector
Connector locking system	screw
Termination	screw clamp
Wire gauge (mm)	max. 1.50 mm ²
Wire gauge (AWG)	max. 16
Cable outlet	8.0 - 10.0 mm
Upper limit temperature	85 °C
Lower limit temperature	- 40 °C
Customs tariff number	85369010
Packaging Unit	50

Cable data

Approval 1	UL
Approval 2	VDE

Electrical values

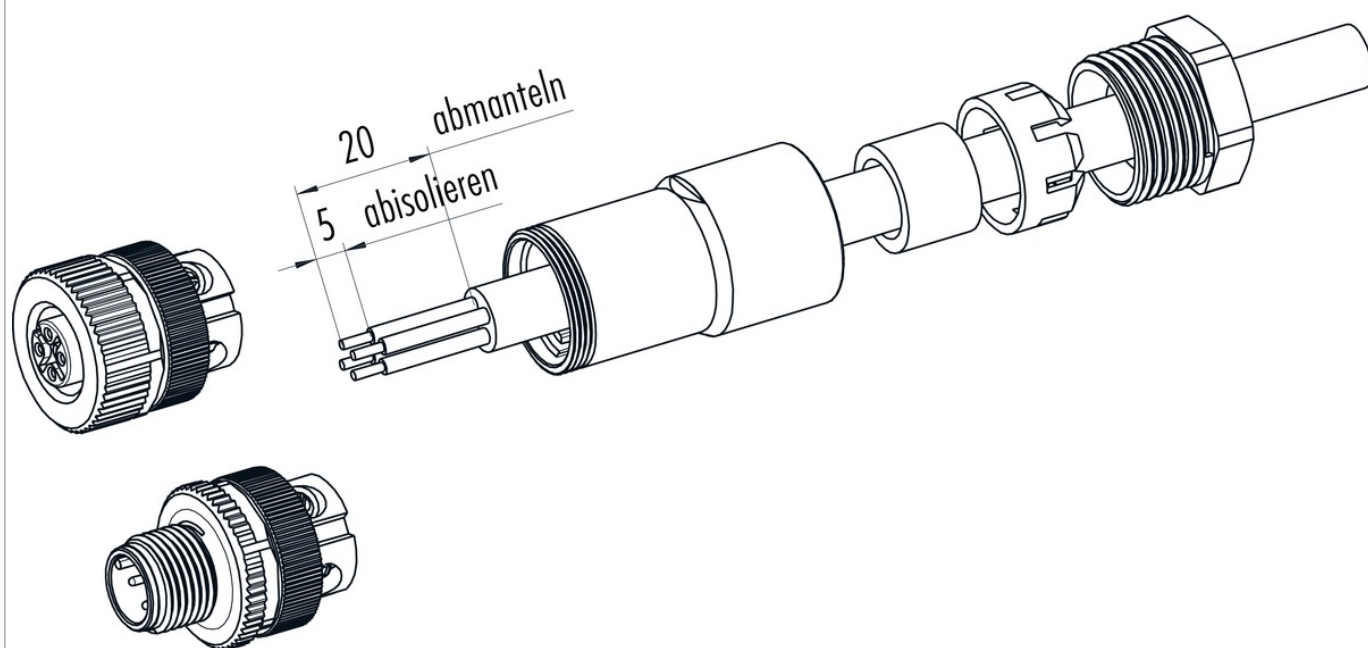
Rated current (40 °C)	8 A
Rated voltage	250 V
Rated impulse voltage	2500 V
Pollution degree	3
Overvoltage category	II
Insulating material group	III
Insulation resistance	> 10 ⁸ Ω
EMC compliance	shielding is not possible
Degree of protection	IP67
Mechanical operation	> 100 Mating cycles

Material

Contact material	CuZn (brass)
Contact plating	Au (gold)
Contact body material	PA
Housing material	PA
REACH SVHC	CAS 7439-92-1 (Lead)

Product description	M12-A cable connector, Contacts: 4, 8.0 - 10.0 mm, shielding is not possible, screw clamp, IP67, UL, VDE, PG9, PG9, for the power supply
Area	M12-A series 713
Order number	99 0429 19 04

Assembly instructions / Panel cut-out



Product description	M12-A cable connector, Contacts: 4, 8.0 - 10.0 mm, shielding is not possible, screw clamp, IP67, UL, VDE, PG9, PG9, for the power supply
Area	M12-A series 713
Order number	99 0429 19 04

Security notices

The connector must not be connected or separated under load. Non-observance and incorrect use can result in personal injury.

The connectors are designed for use in plant, control system and electrical equipment. The end user is responsible for checking whether the connectors are suitable for use in other applications.

To prevent the connector being opened unintentionally when used in electrical circuits containing hazardous live parts, the thread between the housing and the connector head must be secured using a suitable cyanoacrylate adhesive. This does not apply to connectors used in SELV and PELV circuits according to IEC 61140 (EN 61140, VDE 0140-1).

Connectors used in electrical circuits containing hazardous live parts must only be assembled and used by or under the supervision of persons with the requisite electrotechnical training, taking the applicable regulations and standards into account.

Connectors with degree of protection IP 67 and IP 68 are not suitable for use under water. When used outdoors, the connectors must be separately protected against corrosion. For further information about IP degrees of protection refer to 'Technical support' in the Download Centre.

To lock the cable connector to the equipment connector, the threaded ring is tightened until it is 'finger-tight' (approx. 50 cNm).