

Product data sheet

Miniature connectors

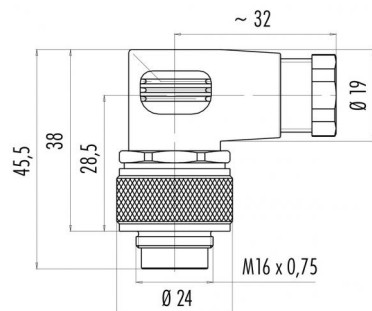


Product description	M16 IP67 male angled connector, Contacts: 24, 6.0 - 8.0 mm, shielding is not possible, solder, IP67
Area	M16 IP67 series 723
Order number	99 0495 75 24

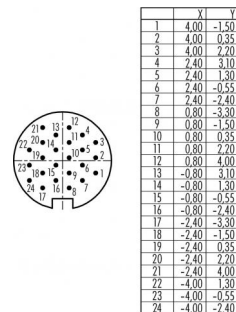
Illustration



Scale drawing



Contact arrangement (Plug-in side)



You can find the component part drawing on the next page.

Technical data

General values

Connector design	male angled connector
Connector locking system	screw
Termination	solder
Wire gauge (mm)	0.14 mm ²
Wire gauge (AWG)	26
Cable outlet	6.0 - 8.0 mm
Upper limit temperature	95 °C
Lower limit temperature	- 40 °C
Customs tariff number	85369010
Packaging Unit	30

Electrical values

Rated current (40 °C)	1 A
Rated voltage	60 V
Rated impulse voltage	500 V
Pollution degree	I
Overvoltage category	III
Insulating material group	≥ 10 ¹⁰ Ω
Insulation resistance	shielding is not possible
EMC compliance	IP67
Degree of protection	> 500 Mating cycles
Mechanical operation	

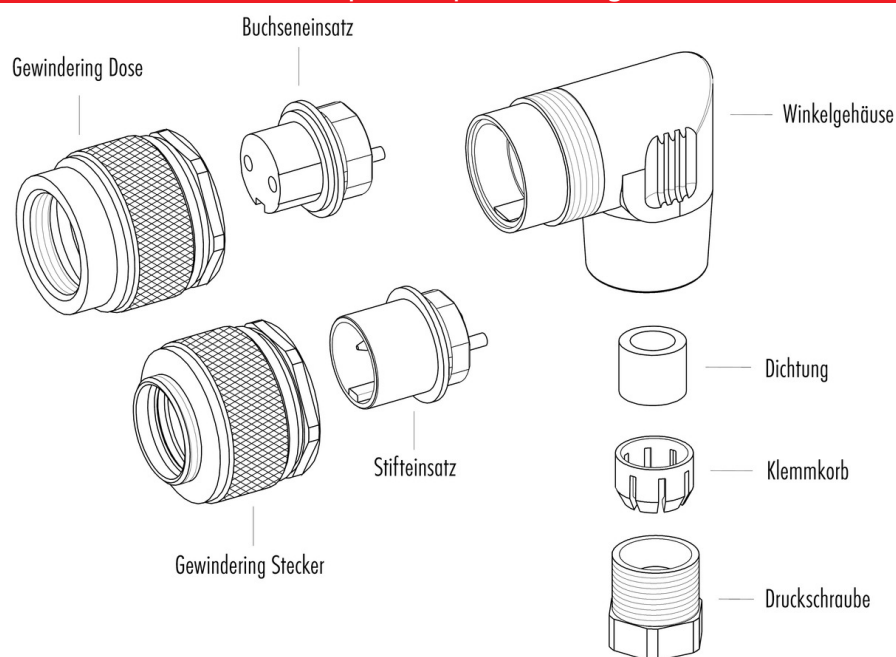
Material

Contact material	CuZn (brass)
Contact plating	Au (gold)
Contact body material	PBT (UL94 V-0)
Housing material	PA
REACH SVHC	CAS 96-45-7 (Imidazolidine-2-thione) CAS 7439-92-1 (Lead)

Product description **M16 IP67 male angled connector, Contacts: 24, 6.0 - 8.0 mm, shielding is not possible, solder, IP67**

Area **M16 IP67 series 723**
Order number **99 0495 75 24**

Component part drawing



Product description	M16 IP67 male angled connector, Contacts: 24, 6.0 - 8.0 mm, shielding is not possible, solder, IP67
Area	M16 IP67 series 723
Order number	99 0495 75 24

Security notices

The connectors are designed for use in plant, control system and electrical equipment. The end user is responsible for checking whether the connectors are suitable for use in other applications.

Connectors with degree of protection IP 67 and IP 68 are not suitable for use under water. When used outdoors, the connectors must be separately protected against corrosion. For further information about IP degrees of protection refer to 'Technical support' in the Download Centre.

To lock the cable connector to the equipment connector, the threaded ring is tightened until it is 'finger-tight' (approx. 50 cNm).