

# Product data sheet

## Miniature connectors

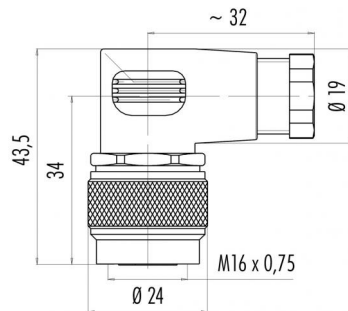


Product description	<b>M16 IP67 female angled connector, Contacts: 7 DIN, 4.0 - 6.0 mm, shielding is not possible, solder, IP67</b>
Area	<b>M16 IP67 series 723</b>
Order number	<b>99 0582 106 07</b>

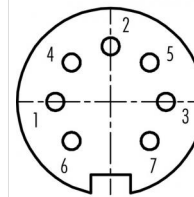
### Illustration



### Scale drawing



### Contact arrangement (Plug-in side)



	X	Y
1	-3,50	0,00
2	0,00	3,50
3	3,50	0,00
4	-2,47	2,47
5	2,47	2,47
6	-2,47	-2,47
7	2,47	-2,47

You can find the component part drawing on the next page.

## Technical data

### General values

Connector design	female angled connector
Connector locking system	screw
Termination	solder
Wire gauge (mm)	max. 0.75 mm <sup>2</sup>
Wire gauge (AWG)	max. 18
Cable outlet	4.0 - 6.0 mm
Upper limit temperature	95 °C
Customs tariff number	85369010
Packaging Unit	30

### Electrical values

Rated current (40 °C)	5 A
Rated voltage	60 V
Rated impulse voltage	500 V
Pollution degree	1
Overvoltage category	I
Insulating material group	III
Insulation resistance	≥ 10 <sup>10</sup> Ω
EMC compliance	shielding is not possible
Degree of protection	IP67
Mechanical operation	> 500 Mating cycles

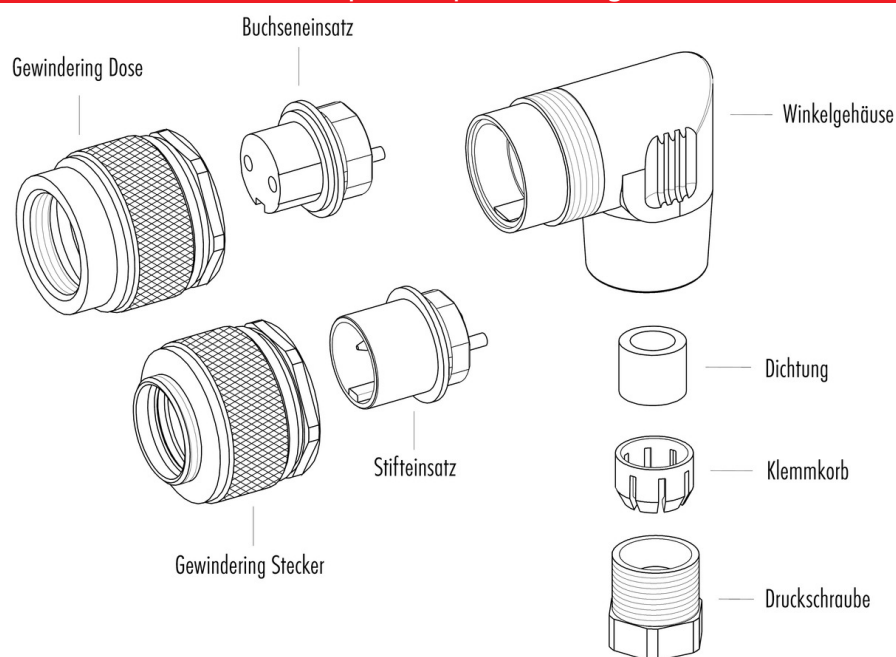
### Material

Contact material	CuSn (bronze)
Contact plating	Ag (silver)
Contact body material	PBT (UL94 V-0)
Housing material	PA
REACH SVHC	CAS 96-45-7 (Imidazolidine-2-thione) CAS 7439-92-1 (Lead)

Product description **M16 IP67 female angled connector, Contacts: 7 DIN, 4.0 - 6.0 mm, shielding is not possible, solder, IP67**

Area **M16 IP67 series 723**  
Order number **99 0582 106 07**

### Component part drawing



Product description	<b>M16 IP67 female angled connector, Contacts: 7 DIN, 4.0 - 6.0 mm, shielding is not possible, solder, IP67</b>
Area	<b>M16 IP67 series 723</b>
Order number	<b>99 0582 106 07</b>

## Security notices

The connectors are designed for use in plant, control system and electrical equipment. The end user is responsible for checking whether the connectors are suitable for use in other applications.

Connectors with degree of protection IP 67 and IP 68 are not suitable for use under water. When used outdoors, the connectors must be separately protected against corrosion. For further information about IP degrees of protection refer to 'Technical support' in the Download Centre.

To lock the cable connector to the equipment connector, the threaded ring is tightened until it is 'finger-tight' (approx. 50 cNm).