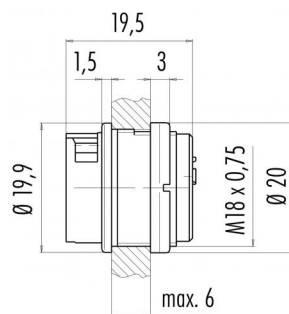


Product description	Bayonet female panel mount connector, Contacts: 2, shielding is not possible, solder, IP40
Area	Bayonet series 678
Order number	99 0604 00 02

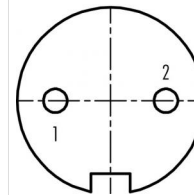
Illustration



Scale drawing



Contact arrangement (Plug-in side)



	X	Y
1	-3,50	0,00
2	3,50	0,00

You can find the assembly instructions on the next page.

Technical data

General values

Connector design	female panel mount connector
Connector locking system	Bayonet
Termination	solder
Wire gauge (mm)	max. 0.75 mm ²
Wire gauge (AWG)	max. 18
Upper limit temperature	85 °C
Customs tariff number	85369010
Packaging Unit	50

Electrical values

Rated current (40 °C)	7 A
Rated voltage	250 V
Rated impulse voltage	1500 V
Pollution degree	1
Overvoltage category	I
Insulating material group	III
Insulation resistance	≥ 10 ¹⁰ Ω
EMC compliance	shielding is not possible
Degree of protection	IP40
Mechanical operation	> 500 Mating cycles

Material

Contact material	CuSn (bronze)
Contact plating	Ag (silver)
Contact body material	PBT (UL94 V-0)
Housing material	PA
REACH SVHC	CAS 7439-92-1 (Lead)

Product description

Bayonet female panel mount connector, Contacts: 2, shielding is not possible, solder, IP40

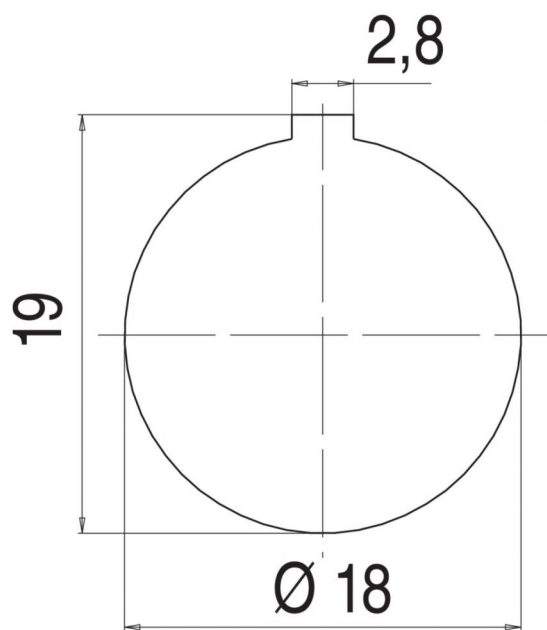
Area

Bayonet series 678

Order number

99 0604 00 02

Assembly instructions / Panel cut-out



Product description	Bayonet female panel mount connector, Contacts: 2, shielding is not possible, solder, IP40
Area	Bayonet series 678
Order number	99 0604 00 02

Security notices

The connector must not be connected or separated under load. Non-observance and incorrect use can result in personal injury.

The connectors are designed for use in plant, control system and electrical equipment. The end user is responsible for checking whether the connectors are suitable for use in other applications.

The connector is not suitable for mains voltages. Please observe the pollution degrees and the overvoltage category. For further information refer to 'Technical support' in the Download Centre.